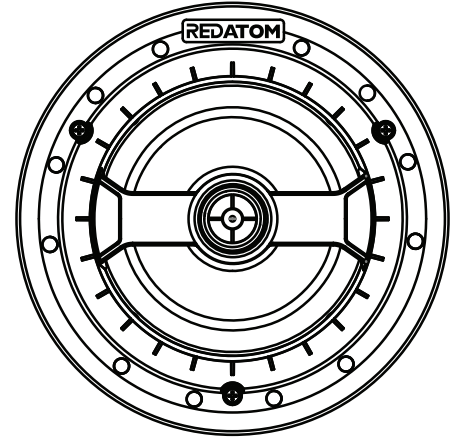




RED ATOM REDIC6

6.5" Round 2-Way In-Ceiling Speaker Instruction Manual



INSTALLATION INSTRUCTIONS

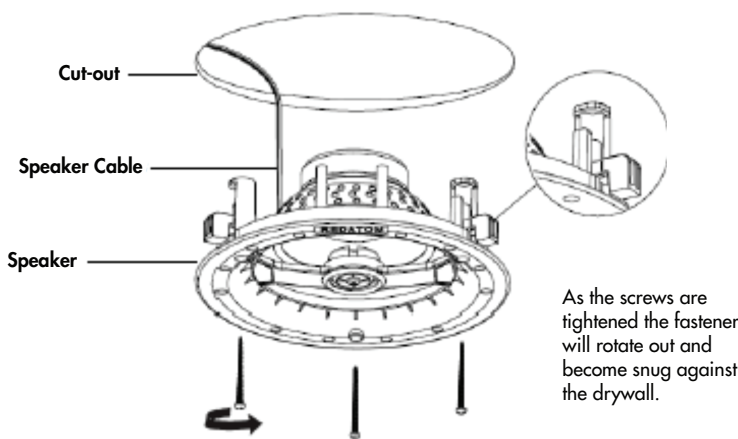
Retrofit Installation

Precaution: Locate existing pipes, duct work, and AC wiring prior to cutting any holes.

1. Center the cardboard template between adjacent joists. While avoiding all wiring, pipes, and duct work, lightly mark the outline with a pencil.
2. Use a keyhole/drywall saw or motorized spiral-cut tool to make a small opening to check for wiring, pipes, and duct work.
3. Score the outline of the template with a utility knife to prevent chipping. If dealing with lath and plaster or thick paneling, drill 1" (2.5 cm) holes in several places around the pencil outline.
4. Use a fine-toothed keyhole saw or hacksaw blade with slow strokes to saw through and remove the inner surface.

Safety Precaution:

Start by drilling shallow to avoid damage to wiring, pipes and ductwork.



Center the speaker in the cutout. Rotate the frame as needed before tightening the screws. Tighten the screws equally until the clamps secure the frame.

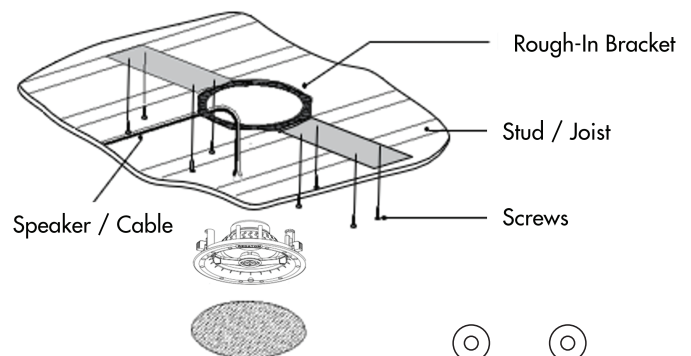
Do not overtighten.

Pre-wire or Pre-construction with mounting bracket

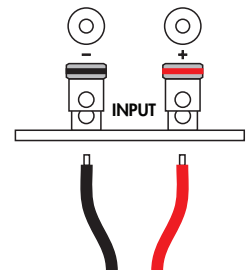
Precaution: Locate existing pipes, duct work, and AC wiring.

1. Route the speaker wire to the speaker location avoiding all obstacles.
2. REDATOM offers Speaker Rough-In Brackets (RED6KIT & RED8KIT) that can be fastened to the adjacent studs. Once the dry wall is installed, the opening is cut-out. There are holes molded into the bracket for speaker wire tie-off to keep the wire from being lost during construction.
3. Make sure the speaker cut-out (hole) doesn't extend further than 1/4" (0.6 cm) from the inside of the mounting bracket.

In-Ceiling Bracket Installation



Attach the speaker wires to the red (+) and black (-) speaker terminals. Connect the Positive (+) conductor to the red terminal and the Negative (-) conductor to the Black terminal. Make sure that there are no stray strands of wire touching the other conductor or terminal.



REDIC6

6.5" Round 2-Way In-Ceiling Speaker

- Bezel-less Grille
- 6.5" (16.5cm) Polypropylene Cone with Butyl Rubber Surround
- 0.75" (1.9cm) Pivoting PEI Tweeter
- 6dB 1st Order Crossover
- Power Range: 5–90 Watts
- Freq. Response: 50Hz – 20kHz
- Sensitivity: 88 dB @ 1w/1m
- Magnet Structure: 11 oz. Ferrite
- Impedance: 8 ohms
- Overall Dimensions: 9.13" dia. (23.2cm)
- Mounting Depth: 3.38" (8.60cm)
- Cutout Dimensions: 8.375" dia. (21.3cm)

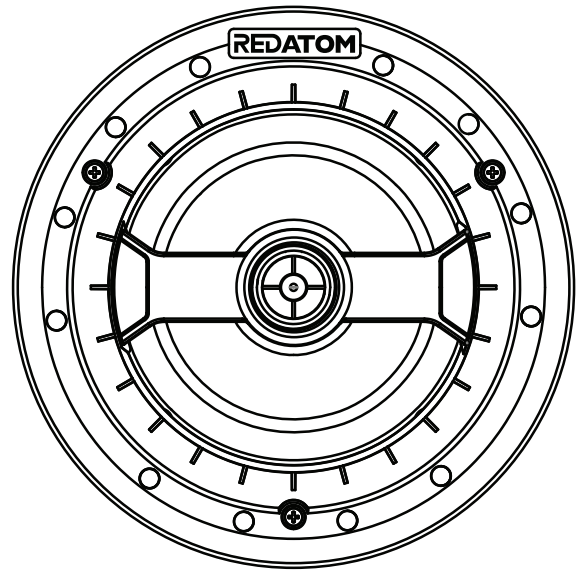
Individual Carton: 1 pair

Master Carton: 2 pairs

Master Dimensions (HxWxD): 21.85" x 11.22" x 13.39" (55.50cm x 28.50cm x 34.01cm)

Master Weight: 16.7 lbs. (7.57 kg)

Rough-In Kit: RED6KIT (Optional / Sold as a Pair)



WARRANTY INFORMATION

- This warranty applies to US residents who purchase from an authorized RED ATOM™ Dealer. RED ATOM™ is covered against defects in materials and workmanship for 1 year from date of purchase. RED ATOM™ will repair or replace the defective component or product, at its sole discretion.
- The above 1 year warranty will be extended for the life of any RED ATOM™ speaker installed by a qualified professional custom integrator following manufacturer specifications.
- **For warranty service:**
 - For RED ATOM™ speakers that were professionally installed, contact your installer directly.
 - For all other service requests, contact RED ATOM™ at info@redatomproducts.com.
- For all warranty service requests, you must supply a copy of your original receipt and installation service order if applicable. If your product must be shipped to RED ATOM™ for inspection, you will be responsible for the shipping charges. For warranty replacements, RED ATOM™ will ship product back to you for free.
- RED ATOM™ disclaims any liability for modifications, improper installations, installations over the specified weight range, or failure to follow care instructions provided by RED ATOM™. To the maximum extent permitted by law, RED ATOM™ disclaims any other warranties, expressed or implied, including warranties of fitness for a particular purpose and warranties of merchantability. RED ATOM™ will not be liable for any damages arising out of the use of, or inability to use, RED ATOM™.
- Failure to follow product care instructions from RED ATOM™ will result in void of warranty.